








































# CABRERA CAPITAL MARKETS

## INVESTMENT BANK & INSTITUTIONAL BROKERAGE

### DEBT CAPITAL MARKETS TRANSACTIONS

<p><b>Dec 2022</b>  <b>DUKE ENERGY</b></p> <p>\$1,000,000,000 <b>Duke Energy Corp</b> 3 &amp; 5-Yr Fxd</p> 	<p><b>Oct 2022</b>  <b>HSBC</b></p> <p>\$6,000,000,000 <b>HSBC</b> 4NC3, 6NC5, &amp; 11NC10-yr</p> 	<p><b>Oct 2022</b> <b>UNITEDHEALTH GROUP</b></p> <p>\$9,000,000,000 <b>UnitedHealth</b> 7-part 2 to 40-yr</p> 	<p><b>Oct 2022</b>  <b>Southern Company</b></p> <p>\$750,000,000 <b>Southern Company</b> 3 &amp; 10-Yr Fxd</p> 	<p><b>Sep 2022</b>  <b>citi</b></p> <p>\$2,750,000,000 <b>Citigroup</b> 4NC3-yr Fxd-to-Flt</p> 
<p><b>Sep 2022</b>  <b>McDonald's</b></p> <p>\$1,500,000,000 <b>McDonald's</b> 10 &amp; 30-yr Fxd</p> 	<p><b>Aug 2022</b>  <b>BARCLAYS</b></p> <p>\$1,500,000,000 <b>Barclays</b> 4NC3-yr Fxd-to-Flt</p> 	<p><b>Aug 2022</b>  <b>Apple</b></p> <p>\$5,500,000,000 <b>Apple</b> 7, 10, 30, &amp; 40-yr</p> 	<p><b>Aug 2022</b>  <b>STATE STREET</b></p> <p>\$750,000,000 <b>State Street</b> 11NC10-yr</p> 	<p><b>Jul 2022</b>  <b>Bank of America</b></p> <p>\$10,000,000,000 <b>Bank of America</b> 4NC3, 6NC5, &amp; 11NC10-yr</p> 
<p><b>Jul 2022</b>  <b>WELLS FARGO</b></p> <p>\$6,500,000,000 <b>Wells Fargo</b> 6NC5 &amp; 11NC10-yr</p> 	<p><b>Jul 2022</b> <b>Morgan Stanley</b></p> <p>\$4,000,000,000 <b>Morgan Stanley</b> 4NC3 &amp; 11NC10-yr</p> 	<p><b>Jul 2022</b> <b>JPMORGAN CHASE &amp; CO.</b></p> <p>\$7,000,000,000 <b>JP Morgan</b> 6NC5 &amp; 11NC10-yr</p> 	<p><b>Jun 2022</b>  <b>NEXTERA ENERGY</b></p> <p>\$4,000,000,000 <b>NextEra Energy</b> 2, 3, 5, &amp; 10-yr</p> 	<p><b>Apr 2022</b>  <b>WM WASTE MANAGEMENT</b></p> <p>\$1,000,000,000 <b>Waste Management</b> 10-yr Fxd Notes</p> 
<p><b>Apr 2022</b>  <b>amazon</b></p> <p>\$12,750,000,000 <b>Amazon</b> 7-part 2 to 40-yr</p> 	<p><b>Mar 2022</b>  <b>Charter COMMUNICATIONS</b></p> <p>\$3,500,000,000 <b>Charter Comms</b> 10, 30 &amp; 40-yr Fxd</p> 	<p><b>Mar 2022</b>  <b>AT&amp;T Discovery</b></p> <p>\$30,000,000,000 <b>Magallanes, Inc.</b> 11-part 2 to 40-yr</p> 	<p><b>Mar 2022</b>  <b>Sempra Energy</b></p> <p>\$700,000,000 <b>Southern Cal Gas</b> 5-yr Fxd</p> 	<p><b>Mar 2022</b>  <b>BMO</b></p> <p>\$3,000,000,000 <b>Bank of Montreal</b> 2-yr Fxd &amp; FRN &amp; 5-yr Fxd</p> 

### CONTACT INFORMATION

For additional information on past transactions, please contact:

**Santino Bibbo**  
Managing Director

Cabrera Capital Markets LLC | 227 W Monroe St., Suite 3000, Chicago, IL 60606  
(312) 236-8888 | [sbibbo@cabreracapital.com](mailto:sbibbo@cabreracapital.com)



[www.cabreracapital.com](http://www.cabreracapital.com)



# CABRERA CAPITAL MARKETS

INVESTMENT BANK & INSTITUTIONAL BROKERAGE

## EQUITY CAPITAL MARKETS TRANSACTIONS

### 2021-2022 Equity Transactions

**Nov 2022**  **LAUREATE EDUCATION INC**

\$320,211,284  
**Laureate Education**  
Follow-On Offering



**Oct 2022**  **mobileye**

\$861,000,000  
**Mobileye Global Inc**  
Initial Public Offering



**Nov 2021**  **RIVIAN**

\$13,724,100,000  
**Rivian Automotive Inc**  
Initial Public Offering



**Nov 2021**  **CUSTOM TRUCK ONE SOURCE**

\$104,745,288  
**Custom Truck**  
Secondary Offering



**Sep 2021**  **Remitly**


\$522,999,411  
**Remitly Global**  
Initial Public Offering



**Sep 2021**  **BRILLIANT EARTH**

\$114,999,984  
**Brilliant Earth Group**  
Initial Public Offering



**Aug 2021**  **weber**

\$287,499,996  
**Weber**  
Initial Public Offering



**May 2021**  **Academy SPORTS+OUTDOORS**

\$515,200,000  
**Academy Sports**  
Secondary Offering



**Mar 2021** **KKR**

\$1,380,000,000  
**KKR Acquisition Hldgs**  
Initial Public Offering




**Jan 2021**  **THOMABRAVO**


\$1,000,000,000  
**Thoma Bravo**  
Initial Public Offering



### Other Past Marquee Transactions

 **Meta**

\$18,408,000,000  
**Meta** (formerly Facebook)  
Initial Public Offering



 **CHIPOTLE MEXICAN GRILL**

\$258,300,000  
**Chipotle**  
Follow-On Offering



 **MetLife**

\$6,330,000,000  
**MetLife**  
Follow-On Offering



 **Cboe**

\$390,195,000  
**CBOE**  
Initial Public Offering



 **BrightView**

\$486,600,000  
**BrightView Holdings**  
Initial Public Offering



 **AIG**

\$8,700,000,000  
**AIG**  
Secondary Offering



 **gm**

\$18,140,000,000  
**General Motors**  
Initial Public Offering



 **AMERICAN WATER**

\$1,247,000,000  
**American Water**  
Initial Public Offering



 **Hertz**

\$1,320,000,000  
**Hertz**  
Initial Public Offering



 **US FOODS**

\$1,299,500,000  
**US Foods Holding**  
Secondary Offering



## CONTACT INFORMATION

For additional information on past transactions, please contact:

**Santino Bibbo**  
Managing Director

Cabrera Capital Markets LLC | 227 W Monroe St., Suite 3000, Chicago, IL 60606  
(312) 236-8888 | [sbibbo@cabreracapital.com](mailto:sbibbo@cabreracapital.com)



[www.cabreracapital.com](http://www.cabreracapital.com)